




Stop Fumbling With Shotgun Primers in the Dark!



Can be attached to any standard shock tube by the user with a standard cap crimping tool.



Has standard 7/16" diameter by 20 threads per inch, common to most firing devices, including the Omni devices and the MK54.




Works with both dual and single firing devices.


Ready to use with preloaded primer. No more shotgun primers to deal with.



INSTRUCTIONS FOR USE




Cut or trim the Shock Tube with a razor or sharp knife. Do not use fuse crimpers for cutting as they may close the end of the tube.



Insert the trimmed end of the Shock Tube into the open end of the FAST Initiator. The tube should be pushed all the way into the initiator.

NOTE: The standard FAST Initiator is designed to be used with standard commercial and military Shock Tube that is about .118 inches (3 mm) in diameter. If you need to use mini-tube or larger diameter tube, please contact Omni



Using a standard cap crimping tool, crimp the Shock Tube into the FAST Initiator about an inch above the green plastic nut.



Make sure the internal threads on your firing device are clean before using.

Depending on how tightly you crimp, the Shock Tube may or may not stay attached upon firing.



Warning: This Device is to be used by trained professionals only. Use by unqualified persons may result in serious injury or death. Always use proper safety equipment.

